

Brake Pad Survey

Front and rear wheel pads: Textar T 400
Color code: 2 x white


Service installable in cars beginning with 1986 models.

Important Information:

When service installing brake pads without asbestos, always make sure that all brake pads on front and rear wheels are replaced. **Mixed installation of pads with/without asbestos is not approved.**

Silencers for Front Wheel Brake Calipers (36 / 44 mm Piston Diameter)

Two silencers with retaining springs for each brake piston are used on the front wheel brake calipers to reduce brake noise (can also be service installed in cars beginning with 1986 models). **Silencers may only be installed together with brake pads without asbestos.** Total pad thickness of these brake pads is 17.5 mm.




506

The silencer plates must be replaced, when the brake pads are exchanged.

Brake Pad Wear Indicator

Brake pad wear is monitored on all brake pads for front and rear wheels.


The electric lead is fitted with two wear elements for each brake caliper.



88/144

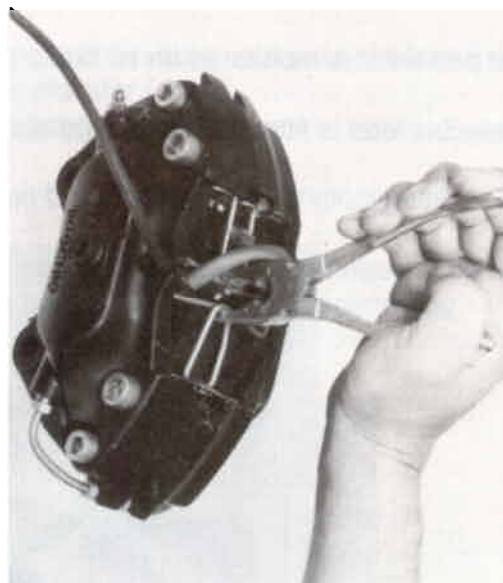
Installation of Wear Monitoring Lead

- Clip wear elements in brake pads after opening the cross spring. Work the lead with plug through the cross spring and mount the lead holder while compressing the cross spring (arrow) slightly.




88/145

- Push the lead holder aside, compress and clip in the cross spring.



88/126

- Engage lead holder on the cross spring, route the wear monitoring lead and connect the plug.



88/144