

Technical Bulletin

Model

All

Group

4

Subject:

Summer Tire/Wheel Rim Summary

Part Identifier

4412

Number

9501

ATTENTION: Service Manager / Service Technician

Models Affected:

968 1992-on
911 Carrera/Carrera 4 1995-on
911 Carrera 2/4 1989-1994
911 Turbo 1991 and 1992
928 GTS 1993-on



Concern:

The following contains the latest summer tire and wheel rim recommendations for Porsche vehicles. For general information on mounting, balancing and tire care, refer to Technical Bulletin Book E, page 199 (Technical Bulletin Group 4, Number 8813), Technical Bulletin Book I, page 91 (Technical Bulletin Group 4, Number 9202) and the Workshop Manual.

N0, N1 or N2 Specification Numbers

The specification numbers are cast in the side wall next to the tire type casting. **N0, N1 AND N2 TIRES MUST NOT BE MIXED ON ONE VEHICLE, EVEN IF THEY ARE THE SAME MAKE TIRES.**

The one exception to this is when using the tire combination 225/45 ZR17 front axle and 275/35 ZR17 rear axle on the 911 America Roadster the front tires have the specification indicator "N0" and the rear tires have specification "N-."

Important:

The 17 inch wheels are double hump rims. The wheel's inner hump is the "normal" design used on other Porsche wheels, but the outer hump is asymmetrical. The asymmetrical hump prevents a flat tire from moving off the wheel rim. This provides improved control for safely stopping the car. So long as the tire sidewall is not damaged, the car can be driven, **with extreme caution**, a short distance to a safe place to change the tire.

When breaking the tire bead on these wheels, start at the tire valve. When mounting the tire, start the outside bead on the wheel in the area opposite the valve stem.

Note: When installing 17 inch wheels, the color coded wheel stud (and wheel lock) should be indexed **opposite** the tire valve.

Tire pressures are only applicable for Porsche approved tire makes and types. Measure tire pressure only when the tire is cold (approx. 20°C or 68°F). **Do not under inflate tires.** Air pressure increases as the tires get hotter. This increased pressure must not be reduced.

When installing wheels/tires that were not originally installed at time of production, the wheel/tire clearances in the wheel house should be checked and reworked as necessary.

P
O
R
S
C
H
E

C
A
R
S

N
O
R
T
H

A
M
E
R
I
C
A

I
N
C

RECEIVED

JUN 24 PM 2:34

Index # 040997



Technical Bulletin

Model
All

Group
4

Subject:

Summer Tire/Wheel Rim Summary

Part Identifier
4412

Number
9501

Model Affected: 968

Tire Pressure:

	Front Axle	Rear Axle
16 in. wheels	2.5 bar (36 PSI)	2.5 bar (36 PSI)
17 in. wheels	2.5 bar (36 PSI)	2.5 bar (36 PSI)

Porsche approved tire size and wheel dimensions:

Tire size	Wheel size	Axle	Wheel notes
205/55 ZR 16	7 J X 16 H2	Front	
225/50 ZR 16	8 J X 16 H2	Rear	
225/45 ZR 17	7½ J X 17 AH	Front	
225/40 ZR 17	9 J X 17 AH	Rear	1
225/45 ZR 17	8 J X 17 AH	Front	2
255/40 ZR 17	9½ J X 17 AH	Rear	1, 2, 3

- Wheel notes:**
1. No tire chain clearance.
 2. Not for cabriolet.
 3. A 17mm distance ring must be used with this tire and wheel combination.
(See Note 1, for tire make and type).

Porsche approved summer tires for 968:

Make and Type	205/55 ZR16 225/50 ZR16	225/45 ZR17 255/40 ZR17	Tire notes
Bridgestone Expedia S-01 N2	X		
Continental Sport Contact CZ91 N0	X	X	1-17" only
Goodyear Eagle GSD N2	X		
Toyo Proxes F1S N0	X		
Yokohama A-008 P N0	X	X	1-17" only
Bridgestone Expedia S-01 N1		X	1, 2
Michelin MXX 3 Pilot SX N0		X	1
Pirelli P 700-Z N0		X	1

- Tire notes:**
1. When installing 9½ J X 17 AH wheels on the rear axle, a 17mm spacer must be installed on each rear wheel hub. If the emergency wheel/tire is installed the spacer must be removed. The customer must be informed of this. Additional parts needed for the installation of 9½ J X 17 AH wheels are as follows:
(This wheel is not for use on 968 Cabriolet)

Quantity	Part Numbers	Description
2	951 331 611 02	Spacer
10	904 341 671 00	Wheel stud
10	999 182 003 36	Wheel nut

PORSCHE CARS NORTH AMERICA INC.



Technical Bulletin

Model
All

Group
4

Subject:

Summer Tire/Wheel Rim Summary

Part Identifier

4412

Number

9501

SP

Tire notes (cont.) Always check for proper tire clearance on the front and rear axles. Rework these areas if necessary.

2. Summer tires Bridgestone Expedia S-01 N1 225/45 ZR 17 and 255/40 ZR 17. This make and type of tire is the first Porsche approved tire that has a rotational direction with an asymmetrical hump. The tires for the left and right side are different.

Tire markings: In the area of the Bridgestone name is an arrow that indicates rotational direction. At the end of the arrow the indicator outside or inside appears. See Figure 1.

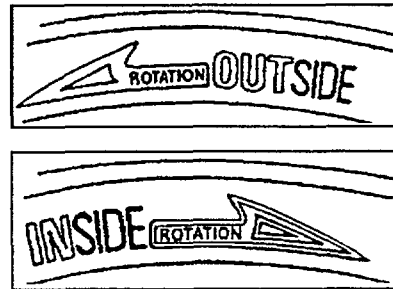


Figure 1

In addition, new tires that have not been driven have these additional markings.

Left tires: One white band on the outside circumference.

Right tires: Two white bands on the outside circumference (see Figure 2).

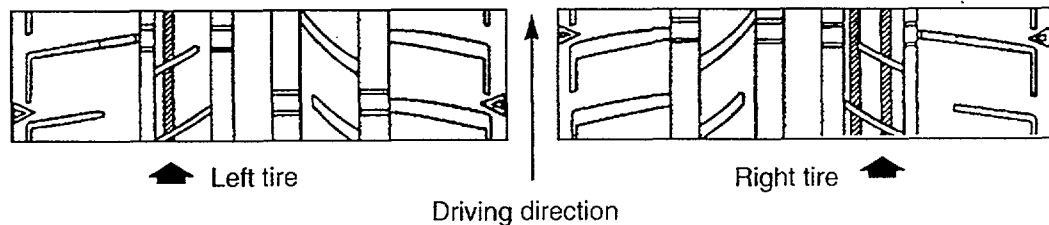


Figure 2

P
O
R
S
C
H
E

C
A
R
S

N
O
R
T
H

A
M
E
R
I
C
A

I
N
C



Technical Bulletin

Model
All

Group
4

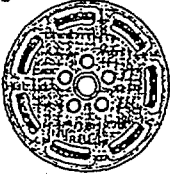
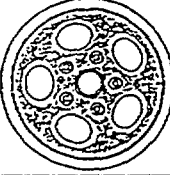
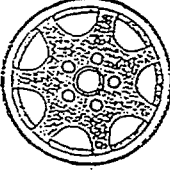
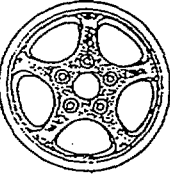
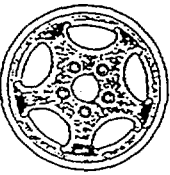
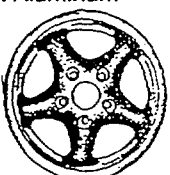
Subject:

Summer Tire/Wheel Rim Summary

Part Identifier
4412

Number
9501

Wheel Rim summary for summer tires, 968:

Rim Design	Rim Dimension	Offset	Porsche P/N	Without Sport Suspension	With M30 Sport Suspension
Forged Aluminum 	7 J X 16 H2	52.3mm	944 362 115 00	X	
	8 J X 16 H2	52.3mm	944 362 115 01	X	
			928 362 117 00	X	
			928 362 117 01	X	
Cast Aluminum 	7 J X 16 H2	52.3mm	951 362 114 01	X	
	8 J X 16 H2	52.3mm	951 362 116 01	X	
Cast Aluminum 	7 J X 16 H2	55.0mm	964 362 114 01	X	
	8 J X 16 H2	52.3mm	964 362 116 01	X	
Cast Aluminum 	7 J X 16 H2	55.0mm	944 362 114 00	X	
	8 J X 16 H2	52.0mm	944 362 116 00	X	
Cast Aluminum 	7½ J X 17 AH	65.0mm	965 362 124 05	X	X
	9 J X 17 AH	55.0mm	965 362 128 00	X	X
		52.0mm	965 362 126 00	X	X
	9½ J X 17 AH	52.0mm	965 362 126 01	X	X
		68.0mm	965 362 128 05*	X	X
Cast Aluminum 	7½ J X 17 H2	65.0mm	993 362 124 05 61M	X	X
	9 J X 17 H2	55.0mm	993 362 128 00 61M	X	X

*See note 1 of 968 Tire notes on page 2 of this bulletin.

PORSCHE CARS NORTH AMERICA INC.



Technical Bulletin

Model

All

Group

4

Subject:

Summer Tire/Wheel Rim Summary

Part Identifier

4412

Number

9501

Models Affected: 1995 911 Carrera/Carrera 4

Tire Pressure:

	Front Axle	Rear Axle
16 in. wheels	2.5 bar (36 PSI)	3.0 bar (44 PSI)
17 in. wheels	2.5 bar (36 PSI)	2.5 bar (36 PSI)

Porsche approved tire size and wheel dimensions:

Tire size	Wheel size	Axle	Wheel notes
205/55 ZR 16	7 J X 16 H2	Front	
245/45 ZR 16	9 J X 16 H2	Rear	
205/50 ZR 17	7 J X 17 H2	Front	
255/40 ZR 17	9 J x 17 H2	Rear	
205/50 ZR 17	7 J X 17 H2 AH	Front	
255/40 ZR 17	9 J X 17 H2 AH	Rear	

Porsche approved tire size for the 1995 911 Carrera/Carrera 4:

Make and Type	16 inch Tire	17 inch tire
Bridgestone Expedia S-01 N2	X	
Bridgestone Expedia S-01 N1		X
Continental Sport Contact CZ 91 N0	X	X
Michelin MXX 3 Pilot SX N0		X
Michelin MXX 3 Pilot SX N1	X	
Toyo Proxes F1S N0	X	X
Dunlop SP Sport 8000 N0		X
Pirelli P Zero N1		X
Yokohama A-008 P N1		X

Note: Snow chains must not be used with summer tires.

PORSCHE CARS NORTH AMERICA INC.



Technical Bulletin

Model

All

Group

4

Subject:

Summer Tire/Wheel Rim Summary


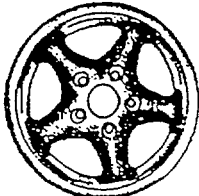
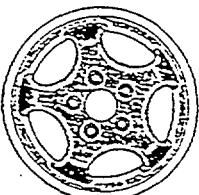
Part Identifier

4412

Number

9501

Wheel Rim summary for 1995 911 Carrera/Carrera 4

Rim Design	Rim Dimension	Offset	Porsche P/N
Cast Aluminum 	7 J X 16 H2 9 J X 16 H2	55.0mm 70.0mm	993 362 114 00 993 362 118 01
Cast Aluminum 	7 J X 17 H2 9 J X 17 H2 9 J X 17 H2	55.0mm 70.0mm 55.0mm	993 362 124 00 993 362 128 01 993 362 128 00 61M
Cast Aluminum 	7 J X 17 AH 9 J X 17 AH	55.0mm 55.0mm	965 362 124 01 965 362 128 00

PORSCHE CARS NORTH AMERICA INC.



Technical Bulletin

Model
All

Group
4

Subject:

Summer Tire/Wheel Rim Summary

Part Identifier
4412

Number
9501

Models Affected: 911 Carrera 2/4 1989-1994
911 RS America 1993-1994
911 America Roadster
911 Speedster 1994

Tire Pressure:

	Front Axle	Rear Axle
16 in. wheels	2.5 bar (36 PSI)	3.0 bar (44 PSI)
17 in. wheels	2.5 bar (36 PSI)	2.5 bar (36 PSI)
17 in. wheels with tire size 275/35 ZR 17		3.0 bar (44 PSI)

Porsche approved tire size and wheel dimensions for 911 Carrera 2/4:

Tire size	Wheel size	Axle	Wheel notes
205/55 ZR 16	6 J X 16 H2	Front	
225/50 ZR 16	8 J X 16 H2	Rear	
205/55 ZR 16	7 J X 16 H2	Front	2
245/45 ZR 16	9 J x 16 H2	Rear	5
205/50 ZR 17	7 J X 17 AH	Front	2 and 3
255/40 ZR 17	8 J X 17 AH	Rear	5

Porsche approved tire size and wheel dimension for 911 Speedster and RS America:

Tire size	Wheel size	Axle	Wheel notes
205/50 ZR 17	7 J X 17 AH	Front	
255/40 ZR 17	8 J X 17 AH	Rear	5

Porsche approved tire size and wheel dimensions for 911 America Roadster:

Tire size	Wheel size	Axle	Wheel notes
205/50 ZR 17	7 J X 17 AH	Front	
255/40 ZR 17	9 J x 17 AH	Rear	5
225/45 ZR 17	8 J x 17 AH	Front	3 and 4
275/35 ZR 17	9½ J X 17 AH	Rear	1 and 5

P
O
R
S
C
H
E

C
A
R
S

N
O
R
T
H

A
M
E
R
I
C
A

I
N
C



Technical Bulletin

Model
All

Group
4

Subject:

Summer Tire/Wheel Rim Summary

Part Identifier
4412

Number
9501

Wheel notes:

1. When installing 9½ J X 17 AH wheels on the rear axle a 17mm spacer must be installed on each rear wheel hub. See Tire notes 1, on page 2 of this bulletin.
2. When installing 17 inch wheels on 911 Carrera 2/4, the steering stop washers, left and right, **must be replaced** with stop washers Part Number 964 347 325 02 (arrow in Figure 1). The correct steering stop washers must be used to avoid the possibility of tire contact with the inner fenders. Refer to 911 Carrera 2/4 Workshop Manual Volume IV, page 48-3.

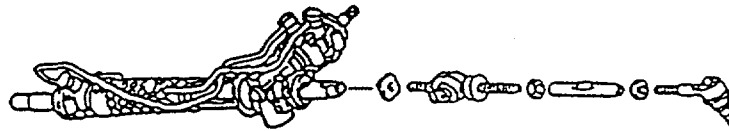


Figure 1

3. The bumper cover plastic edge should protrude slightly in the bumper cover to fender joint area. If the fender metal edge protrudes, only the metal edge should be reworked (cut) in the area of the outer mounting screws on the left and right side to ensure adequate tire clearance (arrow in Figure 2). After cutting metal, apply rust prevention paint.
4. On the front fender, from approximately 150mm above the rocker panel to the front bumper, the inner fender edge has to be bent up. **Do not cut or grind this edge off.** Also the metal edge of the fender has to be cut off. See Figure 2 below.




Figure 2

5. No tire chain clearance.



Technical Bulletin

Model
All

Group
4

Subject:

Summer Tire/Wheel Rim Summary

Part Identifier
4412

Number
9501

P

Porsche approved tire makes and sizes:

Tire Make	Size	Size	Size	Tire Notes
	205/55 ZR 16	205/50 ZR 17	205/50 ZR 17	
Bridgestone Expedia S-01 N2	X	X		
Bridgestone Expedia S-01 N1			X	4
Continental Sport Contact CZ91 N0	X	X		
Goodyear Eagle GSD N2	X	X		
Pirelli P700-Z N1	X			
Pirelli P700-Z N0			X	
Toyo Proxes F1S N0	X	X		
Yokohama A-008 P N0	X	X	X	1
Yokohama A-008 P N1			X	2
Michelin MXX 3 N0 or			X	3
Michelin MXX 3 Pilot SX N0			X	3

Tire notes:

1. Not for 911 Speedster.
2. Only for 911 Speedster.
3. Can be installed mixed.
4. Summer tires Bridgestone Expedia S-01 N1 205/50 ZR 17 and 225/40 ZR 17. This make and type is the first Porsche approved tire that has a rotational direction with an asymmetrical hump. The tires for the left and right side are different. See Figures 1 and 2 on page 3 of this bulletin for the tire position identification.

Porsche approved tires for **911 America Roadster** when using 225/45 ZR 17 and 275/35 ZR 17 tires are:

Make	Size	Axle
Bridgestone Expedia S-01 N0	225/45 ZR 17	Front axle
Bridgestone Expedia S-01 N-	275/35 ZR 17	Rear axle

P
O
R
S
C
H
E

C
A
R
S

N
O
R
T
H

A
M
E
R
I
C
A

I
N
C



Technical Bulletin

Model

All

Group

4

Subject:

Summer Tire/Wheel Rim Summary

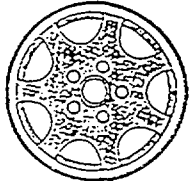
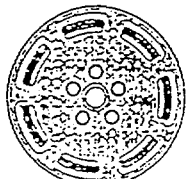
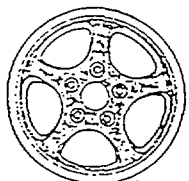
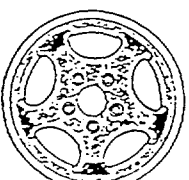
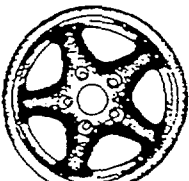
Part Identifier

4412

Number

9501

Wheel Rim summary for summer tires: 911 Carrera 2/4
 911 Speedster
 911 RS America
 911 America Roadster

Rim Design	Rim Dimension	Offset	Porsche P/N
Cast Aluminum 	6 J X 16 H2 7 J X 16 H2 8 J X 16 H2 9 J X 16 H2	52.3mm 55.0mm 52.3mm 52.3mm	964 362 112 01 964 362 114 01 964 362 116 01 928 362 118 02
Forged Aluminum 	6 J X 16 H2 8 J X 16 H2	52.3mm 52.3mm	944 362 113 00 944 362 113 01 928 362 117 00 928 362 117 01
Cast Aluminum 	6 J X 16 H2 8 J X 16 H2	52.0mm 52.0mm	944 362 112 00 944 362 116 00
Cast Aluminum 	7 J X 17 AH 8 J X 17 AH 9 J X 17 AH 9½ J X 17 AH 7½ J X 17 AH 9 J X 17 AH	55.0mm 52.0mm 55.0mm 68.0mm 55.0mm 55.0mm	965 362 124 01 965 362 126 01 965 362 128 00 965 362 128 05 965 362 124 15 965 362 128 10
Cast Aluminum 	7 J X 17 H2 8 J X 17 H2 9 J X 17 H2	55.0mm 52.0mm 55.0mm	993 362 124 00 993 362 126 00 61M 993 362 128 00 61M

PORSCHE CARS NORTH AMERICA INC.



Technical Bulletin

Model
All

Group
4

Subject:

Summer Tire/Wheel Rim Summary

Part Identifier
4412

Number
9501

Model affected: 1991 and 1992 911 Turbo

Tire pressure:

	Front axle	Rear axle
17 inch wheels	2.5 bar (36 PSI)	2.5 bar (36 PSI)

Porsche approved tire size and wheel dimension:

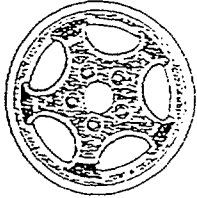
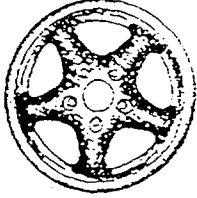
Tire size	Wheel size	Axle
205/50 ZR 17	7 J X 17 AH or H2	Front
255/40 ZR 17	9 J X 17 AH or H2	Rear

Porsche approved tires for the 1991 and 1992 911 Turbo:

Make and Type	17 inch tire
Bridgestone Expedia S-01 N1	X
Continental Sport Contact CZ 91 N0	X
Dunlop SP Sport 8000 N0	X
Michelin MXX 3 Pilot SX N0	X
Pirelli P Zero N1	X
Toyo Proxes F1S N0	X
Yokohama A-008 P N1	X

Note: Snow chains must not be used with summer tires.

Porsche wheel rim summary for the 1991 and 1992 911 Turbo:

	Rim Dimension	Offset	Porsche P/N
Cast Aluminum 	7 J X 17 AH 9 J X 17 AH	55.0mm 55.0mm	965 362 124 01 965 362 128 00
Cast Aluminum 	7 J X 17 H2 9 J X 17 H2	55.0mm 55.0mm	993 362 124 00 993 362 128 00 61M

P O R S C H E C A R S N O R T H A M E R I C A I N C .



Technical Bulletin

Model
All

Group
4

Subject:

Summer Tire/Wheel Rim Summary

Part Identifier
4412

Number
9501

Model affected: 928 GTS

Tire pressure:

	Front axle	Rear axle
17 inch wheels	2.5 bar (36 PSI)	2.5 bar (36 PSI)

Porsche approved tire size and wheel dimension:

Tire size	Wheel size	Axle
225/45 ZR 17	7½ J x 17 AH	Front
255/40 ZR 17	9 J X 17 AH	Rear

Porsche approved tires for the 928 GTS:

Make and Type	Tire notes
Bridgestone Expedia S-01 N1	1
Continental Sport Contact CZ91 N0	
Michelin MXX 3 Pilot SX N0	
Yokohama A-008 P N0	

- Tire notes:**
1. Summer tires Bridgestone Expedia S-01 N1 225/45 ZR 17 and 255/40 ZR 17: This make and type of tire is the first Porsche approved tire that has a rotational direction with an asymmetrical hump. The tires for the left and right side are different. See Figures 1 and 2 on page 3 of this bulletin for position identification.



Technical Bulletin

Model

All

Group

4

Subject:

Summer Tire/Wheel Rim Summary

Part Identifier

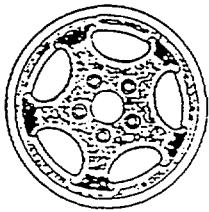
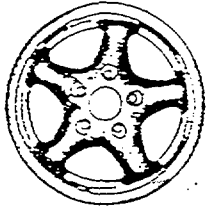
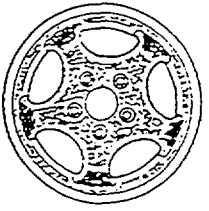
4412

Number

9501

IMPORTANT: As of M.Y. 1994, the 928 will not have RDK system. Under no circumstances should these wheels be installed on a vehicle equipped with RDK.

Wheel Rim Summary for 928 GTS:

	Rim Dimension	Offset	Porsche P/N
1993 928 GTS (RDK) 	7½ J X 17 AH 9 J X 17 AH	65.0mm 55.0mm	965 362 164 05 965 362 168 00
1994 928 GTS (No RDK) 	7½ J X 17 H2 9 J X 17 H2	65.0mm 55.0mm	993 362 124 05 993 362 128 00
1994 928 GTS (No RDK) 	7½ J X 17 AH 9 J X 17 AH	65.0mm 55.0mm	965 362 124 05 965 362 128 00

PORSCHE CARS NORTH AMERICA INC.

Important Notice: Porsche Cars N.A. Technical Bulletins are intended for use by professional technicians, not a "Do-it-yourselfer." They are written to inform these technicians of conditions that may occur on some vehicles, or to provide information that could assist in the proper service of a vehicle. Special tools may be required to perform certain operations identified in these bulletins. Use of tools and procedures other than those recommended in these bulletins may be detrimental to the safe operation of your vehicle. Properly trained technicians have the equipment, tools, safety instructions and know-how to do a job properly and safely. If a condition is described, do not assume that the bulletin applies to your vehicle, or that your vehicle will have that condition. See your Porsche Dealer for information on whether your vehicle may benefit from the information. Part numbers listed in these bulletins are for reference only. Always check with your authorized Porsche dealer to verify correct part numbers.

©1995 Porsche Cars North America, Inc.

Dealership _____ Service manager _____ Shop foreman _____ Service technician _____
 Distribution _____ Asst. manager _____ Warranty admin. _____ Service technician _____
 Routing _____

The trademarks Porsche®, Targa®, Carrera®, Tiptronic®, Variocam® and the Porsche Crest are registered trademarks of Dr. Ing. h.c.F. Porsche AG and its affiliate, Porsche Cars North America, Inc.

©1995 Porsche Cars North America, Inc.
 All rights reserved. Cannot be reproduced without written permission.
 Service & Parts Publications



SERVICE

Page 13 of 13
 January 19, 1995