

# Technical Bulletin

Model

All

Group

4

**Subject:** Summer Tire/Wheel Rim Summary

Part Identifier

4405

Number

9103

**ATTENTION: Service Manager/Service Technician**

**Models Affected:** All

**General Information:**

The following contains the latest summer tire and wheel rim recommendations for Porsche vehicles. For general information on mounting, balancing and tire care, refer to Technical Bulletin Group 4, Number 8813 and /or the Workshop Manual.

**Tire Pressures**

**Vehicle Type**

**Front Axle**

**Rear Axle**

924S, 944, 944S	2.0 bar (29psi)	2.5 bar (36psi)
944 T, 944 S2 (except 1990 models)	2.5 bar (36psi)	2.5 bar (36psi)
944 S2, 1990	2.5 bar (36psi)	3.0 bar (44psi)
911 Carrera	2.0 bar (29psi)	2.5 bar (36psi)
911 Turbo and 911 Carrera Turbo Look	2.0 bar (29psi)	3.0 bar (44psi)
911 Carrera 2 and 4	2.5 bar (36psi)	3.0 bar (44psi)
928, 928S, 928 S4 and 928 GT → 1989	2.5 bar (36psi)	3.0 bar (44psi)
928 S4 and 928 GT → (RDK)	2.5 bar (36psi) @ 68°F	3.0 bar (44psi) @ 68°F

For additional information on RDK system tire pressures refer to Technical Bulletin Group 4, Number 9008.

For safety reasons, checking tire pressure should be accompanied by a visual inspection to ensure adequate tread depth and a check for objects piercing the tire, holes, cuts, cracks and bulges in the sidewalls.

Measure the tire pressure only when the tires are cold. Air pressure increases as the tires get hotter. This increased pressure must not be reduced.

**Collapsible Spare Tire Information**

165-15 4 PR 83 P	2.2 bar (32psi)*
165-15 8 PR 89 P	2.5 bar (36psi)**

\*This tire may only be used on the front axle on Models 928, 928S and 911 Turbo.

\*\*Standard equipment from Model Year 1986 for 911 Turbo and 928S. Can be used on front and rear axle.

Refer to the tables on the following pages for specific tire and rim applications.

**023024**



# Technical Bulletin

**Model****All****Group****4****Subject:** Summer Tire/Wheel Rim Summary**Part Identifier****4405****Number****9103**

Porsche approved summer tires for 924S, 944, 944S, 944 S2 and 944 Turbo:

Tire Make and Type	195/65 ZR 15	215/60 ZR 15
Bridgestone RE 71 N0	X	X
Continental CZ 51 N0	X	X
Dunlop SP Sport D 40 N0		X
Fulda Y 2000 N0		X
Semperit Hi Speed N0	X	
Yokohama A 008 P N0	X	X

	205/55 ZR 16 and 225/50 ZR 16	225/50 ZR 16 and 245/45 ZR 16
BF Goodrich Comp T/A N0 or T/A ZR N0	X	X
Bridgestone RE 71 N0		X*
Bridgestone RE 71 N1	X	X
Goodyear Eagle ZR 50 N0 or ZR 45 N0		X*
Michelin MXX N0	X	X
Pirelli P 700-Z N0	X	X
Yokohama A 008 P N0	X	X

\* Only for '88 Turbo S and '89 Turbo

**CAUTION: N0 and N1 tires can NOT be mixed on a car.**

Porsche approved tire and wheel dimensions for 944 Turbo S, 944 Turbo '89 and 944 S2:

Vehicle Type	Rim Size	Tire Size	Remarks
944 S2	7J x 16 H2 Front	205/55 R 16	
	8J x 16 H2 Rear	225/50 R 16	No chain clearance
944 S2 Coupe with sport suspension M030	7J x 16 H2 or 7½J x 16H2 Front	225/50 R 16	
	9J x 16 H2 Rear	245/45 R 16	No chain clearance
Turbo S and Turbo	7J x 16 H2 or 7½J x 16 H2 Front	225/50 R 16	
	9J x 16 H2 Rear	245/45 R 16	No chain clearance



# Technical Bulletin

Model

All

wp

Group

4

**Subject:** Summer Tire/Wheel Rim Summary

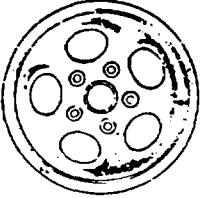
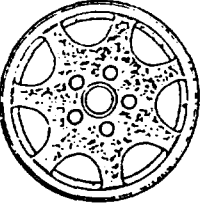
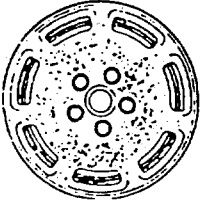
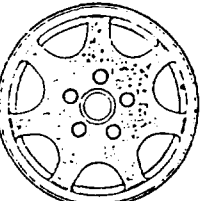
Part Identifier

4405

Number

9103

Wheel Rim summary for summer tires, 944 Turbo S, 944 Turbo '89 and 944 S2:

Rim Design	Rim Dimension	Offset	Porsche P/N	944 S2	944 T
Cast Aluminum 	7 J x 16 8 J x 16	52.3mm 52.3mm	951 362 114 01 951 362 116 01	x x	
Cast Aluminum "Design 90" 	7 J x 16 7½ J x 16 8 J x 16 9 J x 16	55.0mm 65.0mm 52.3mm 52.3mm	964 362 114 01 928 362 114 05 964 362 116 01 928 362 118 02	x x <sup>1</sup> x x <sup>1</sup>	x x
Forged Aluminum 	7 J x 16 8 J x 16	52.3mm 52.3mm	944 362 115 00 944 362 115 01 928 362 117 00 928 362 117 01	x x x x	
Forged Aluminum 	7 J x 16 9 J x 16	65.0mm 60.00mm	951 362 115 30 928 362 119 30	x <sup>1</sup> x <sup>1</sup>	x x

<sup>1</sup> Only 944 S2 with M30 sport suspension

**Note:** When replacing a rear fender on 944 Turbo S, 944 Turbo '89 or 944 S2 with M30 sport suspension, see Technical Bulletin Group 5, Number 8801, Book E, page 205.

PORSCHE CARS NORTH AMERICA, INC.



# Technical Bulletin

Model

All

Group

4

**Subject:** Summer Tire/Wheel Rim Summary

Part Identifier

4405

Number

9103

Porsche approved summer tires for 911 Carrera 2 and Carrera 4, all model years:

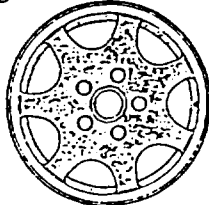
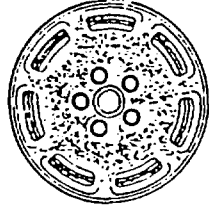
Tire Make and Type	205/55 ZR 16 and 225/50 ZR 16	205/55 ZR 16 and 245/45 ZR 16
BF Goodrich Comp T/A N0 or T/A ZR N0	X	
Bridgestone RE 71 N1	X	X
Pirelli P700-Z N1	X	
Yokohama A 008 P N0	X	X

**CAUTION:** N0 and N1 tires can NOT be mixed on a car.

Porsche approved tire and wheel dimensions for 911 Carrera 2 and Carrera 4, all model years.

Tire Size	Rim Size	Remarks
205/55 R 16	6 J x 16 H2	Front
225/50 R 16	8 J x 16 H2	Rear - No chain clearance
or 205/55 R 16	7 J x 16 H2	Front - Install steering stop PN 964 347 325 02
245/45 R 16	9 J x 16 H2	Rear - Check tire clearance especially right side (oil pipe) No chain clearance

Wheel Rim summary for summer tires, 911 Carrera 2 and Carrera 4, all model years:

Rim Design	Rim Dimension	Offset	Porsche P/N
Cast Aluminum "Design 90" 	6 J x 16	52.3mm	964 362 112 01
	7 J x 16	55.0mm	964 362 114 01
	8 J x 16	52.3mm	964 362 116 01
	9 J x 16	52.3mm	928 362 118 02
Forged Aluminum 	6 J x 16	52.3mm	944 362 113 00 944 362 113 01
	8 J x 16	52.3mm	928 362 117 00 928 362 117 01



# Technical Bulletin

Model

All

Group

4

**Subject:** Summer Tire/Wheel Rim Summary

Part Identifier

4405

Number

9103

Porsche approved summer tires for 928 S4 and 928 GT, all model years:

Tire Make and Type	225/50 ZR 16 and 245/45 ZR 16
BF Goodrich Comp T/A N0 or T/A ZR N0	X
Bridgestone RE 71 N1	X
Michelin MXX N0	X
Pirelli P 700-Z N0	X
Yokohama A 008 P N0	X

**CAUTION:** N0 and N1 tires can NOT be mixed on a car.

Porsche approved tire and wheel dimensions for 928 S4 and 928 GT, all model years:

Tire Size	Rim Size	Remarks
<b>928 S4</b>		
225/50 R 16	7 J x 16 H2 or 7½ J x 16 H2	Front
245/45 R 16	8 J x 16 H2	Rear - No chain clearance
<b>928 GT</b>		
225/50 R 16	7½ J x 16 H2	Front
245/45 R 16	9 J x 16 H2	Rear - No chain clearance

P O R S C H E C A R S N O R T H A M E R I C A - I N C .

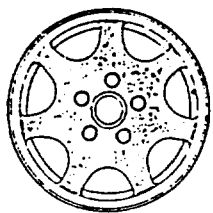
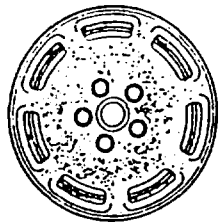
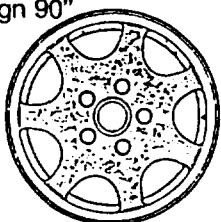


Y

WA

<b>Technical Bulletin</b>	<b>Model</b> All	<b>Group</b> 4
	<b>Subject:</b> Summer Tire/Wheel Rim Summary	<b>Part Identifier</b> 4405

Wheel Rim summary for summer tires, 928 S4 and 928 GT, all model years:

Rim Design	Rim Dimension	Offset	Porsche P/N
Forged Aluminum 	8 J x 16 9 J x 16	60.0mm 60.0mm	928 362 117 30* 928 362 119 30*
Forged Aluminum 	7 J x 16 (RDK) ** 8 J x 16 (RDK) **	65.0mm 52.3mm	928 362 155 00 928 362 155 01 928 362 157 00 928 362 157 01
Cast Aluminum "Design 90" 	7½ J x 16 (RDK) 9 J x 16 (RDK)	65.0mm 52.3mm	928 362 154 05 928 362 158 02

\* Only for '89 928 GT. Under no circumstances should these wheels be fitted to any other 928 series car.

\*\* RDK = Tire pressure monitoring

**Important Notice:** Porsche Cars NA Technical Bulletins are intended for use by professional technicians, not a "Do-it-yourselfer." They are written to inform these technicians of conditions that may occur on some vehicles, or to provide information that could assist in the proper service of a vehicle. Special tools may be required to perform certain operations identified in these bulletins. Use of tools and procedures other than those recommended in these bulletins may be detrimental to the safe operation of your vehicle. Properly trained technicians have the equipment, tools, safety instructions and know-how to do a job properly and safely. If a condition is described, do not assume that the bulletin applies to your vehicle, or that your vehicle will have that condition. See your Porsche Dealer for information on whether your vehicle may benefit from the information. Part numbers listed in these bulletins are for reference only. Always check with your authorized Porsche dealer to verify correct part numbers.

©1991 Porsche Cars North America, Inc.

Dealership	Service manager _____	Shop foreman _____	Service technician _____	_____	_____	_____
Distribution	Asst. manager _____	Warranty admin. _____	Service technician _____	_____	_____	_____
Routing						

©1991 Porsche Cars North America, Inc.  
 All rights reserved. Cannot be reproduced without written permission  
 Porsche Technical Publications



Page 6 of 6  
 April 9, 1991